


DATA SHEET SWISSCAVE WLB-460FLD-MIX

Technical Data

Exterior	
Casing	Black coated steel
Door glazing	Fully glazed UV-resistant, gas-filled, with low energy panes equipped glass door (3-layer glazing)
Door frame	Filigree edging made of black anodised, brushed aluminium
Door handle	Anodised, brushed aluminium (optionally available)
Door lock	Yes
Door hinge	Right
Door hinge convertible as option (right to left)	Yes
Product dimensions without door handle (H/W/D)	1720 x 595 x 725 mm
Packaging dimensions (H/W/D)	1870 x 650 x 780 mm
Interior	
Temperature zones	1
Lighting	All around illumination white, blue, amber (adjustable)
Lighting on/off switch	Yes
Number of shelves total	7
Number of display shelves	7
Shelf material	Raw natural sapele (Mahogany) wooden display shelves with attractive grip bars
Telescopic shelves on extendable steel ball bearings	Full extension shelves (80%)
Inside casing	Black PUR
Scope of functions	
Optimal usage	Tempering and storing of wine
User interface	2 digital displays (set and actual temp.)
Active carbon filters (ensuring optimal air quality)	Yes
Compressor	Embraco Fullmotion (speed-controlled)
Coolant	R600a (environment friendly)
Vibrationfree implementation	Yes
Cooling system	Combined fan and convection cooling
Defrost function	Automatic
Temperatur Memory Function (Power failure)	Yes
Condensation water container	Yes
Heating	Powerful winter heating function (*In heating mode, temperature and humidity values may vary from the set value)
Acoustic temperature alarm	Yes
Acoustic door alarm	Yes
Feet adjustable to compensate uneven floors	Yes

Performance data	
Bottle capacity	151
Space for oversized bottles (Magnum, 3lt.)	On top and bottom level
Humidity	Recommendation 50-70%
Actively managed humidity (adjustment range 60-80%)	No
Climate classification	SN-T
Volume	388 l
Noise level	39 dB(A) sound-absorbing recommendation
Temperature range lower zone	5°C - 20°C
General Information	
Cooler shape	Free-standing or embeddable with shadow gap
Maintenance contract (warranty extension)	Recommended
Transport weight	110 kg
Net weight	91 kg
Power consumption per day	0,421 kWh (ca.)
Voltage	220 V / 50 Hz
Cable length	2 m







SWISSCAVE AG WLB-460F-MIX

A	Green arrow pointing right
B	Green arrow pointing right
C	Light green arrow pointing right
D	Yellow arrow pointing right
E	Orange arrow pointing right
F	Red arrow pointing right
G	Red arrow pointing left

154 kWh/annum

 163

 39dB
ABCD

2019/2018