



# DATA SHEET SWISSCAVE WIB-60DF-CLASS


## Technical Data

Exterior		Performance data	
Casing	Black coated steel	Bottle capacity	26
Door glazing	Fully glazed UV-resistant, gas-filled, with low energy panes equipped glass door (double glazed)	Space for oversized bottles (Magnum, 3lt.)	On bottom level (if shelf is taken out)
Door frame	Frameless (all glass)	Humidity	Recommendation 50-70%
Door handle	Anodised, brushed aluminium	Actively managed humidity (adjustment range 60-80%)	No
Door lock	Yes	Climate classification	SN-T
Door hinge	Right	Volume	69 l
Door hinge convertible as option (right to left)	Yes	Noise level	38 dB(A) sound-absorbing recommendation
Product dimensions without door handle (H/W/D)	587 x 590 x 570 mm	Temperature range lower zone	5 °C - 16 °C
Packaging dimensions (H/W/D)	625 x 655 x 640 mm	Temperature range upper zone	9 °C - 20 °C
		Temperature delta between zones	2 °C
Interior		General Information	
Temperature zones	2	Cooler shape	Kitchen-built-in
Lighting	All around illumination white, blue, amber (adjustable)	Maintenance contract (warranty extension)	Recommended
Lighting on/off switch	Yes	Transport weight	39 kg
Number of shelves total	4	Net weight	37 kg
Shelf material	Beech wood	Power consumption per day	0.424 kWh (ca.)
Telescopic shelves on extendable steel ball bearings	Yes	Voltage	220 V / 50 Hz
Inside casing	Black PUR	Cable length	2 m
Scope of functions			
Optimal usage	Storing and aging of wine		
User interface	2 digital displays (set and actual temp.)		
Active carbon filters (ensuring optimal air quality)	Yes		
Compressor	JP-HE (high efficient)		
Coolant	R600a (environment friendly)		
Vibrationfree implementation	Yes		
Cooling system	Combined fan and convection cooling		
Temperatur Memory Function (Power failure)	Yes		
Condensation water container	Yes		
Heating	Powerful winter heating function		
Acoustic temperature alarm	Yes		
Acoustic door alarm	Yes		
Feet adjustable to compensate uneven floors	Yes		







SWISSCAVE WLI-90DF



**155 kWh/annum**



30



38dB  
ABCD

2016/2018