

DATA SHEET SWISSCAVE WLB-155F

Technical Data

Exterior

Casing	Black coated steel
Door glazing	Fully glazed UV-resistant, gas-filled, with low energy panes equipped glass door (double glazed)
Door frame	Filigree edging made of black anodised, brushed aluminium
Door handle	Anodised, brushed aluminium (optionally available)
Door lock	Yes
Door hinge	Right
Door hinge convertible as option (right to left)	Yes
Product dimensions without door handle (H/W/D)	820 x 595 x 580 mm
Packaging dimensions (H/W/D)	880 x 635 x 640 mm

Interior

Temperature zones	1
Lighting	Blue ceiling lighting
Lighting on/off switch	Yes
Number of shelves total	5
Number of display shelves	0 (optional available)
Shelf material	Beech wood
Telescopic shelves on extendable steel ball bearings	Full extension shelves (80%)
Inside casing	Black PUR

Scope of functions

Optimal usage	Storage and aging of Wine
User interface	2 digital displays (set and actual temp.)
Active carbon filters (ensuring optimal air quality)	Yes
Compressor	Embraco Fullmotion (speed-controlled)
Coolant	R600a (environment friendly)
Vibrationfree implementation	Yes
Cooling system	Combined fan and convection cooling
Defrost function	Automatic
Temperatur Memory Function (Power failure)	Yes
Condensation water container	Yes
Heating	Powerful winter heating function (*In heating mode, temperature and humidity values may vary from the set value)
Acoustic temperature alarm	Yes
Acoustic door alarm	Yes
Feet adjustable to compensate uneven floors	Yes


Performance data

Bottle capacity	47
Space for oversized bottles (Magnum, 3lt.)	Yes, on top and bottom level
Humidity	Recommendation 50-70%
Actively managed humidity (adjustment range 60-80%)	No
Climate classification	SN-T
Volume	127 l
Noise level	36 dB(A) sound-absorbing recommendation
Temperature range	5 °C - 20 °C

General Information

Cooler shape	Free-standing or embeddable with shadow gap
Maintenance contract (warranty extension)	Recommended
Transport weight	58 kg
Net weight	48 kg
Power consumption per day	0.284 kWh (ca.)
Voltage	220 V / 50 Hz
Cable length	2 m






SWISSCAVE WLB-155F


A	Green arrow pointing right
B	Green arrow pointing right
C	Yellow arrow pointing right
D	Yellow arrow pointing right
E	Orange arrow pointing right
F	Red arrow pointing right
G	Red arrow pointing right

F

104 kWh/annum



47



37dB

ABCD

2019/2018