



SWISSCAVE
KITCHEN

DATA SHEET SWISSCAVE WUB-60DFP


Technical Specifications


Exterior Design	
Body	Black coated steel sheet
Door glazing	Fully flat, UV-resistant, gas-filled insulated glass door with low-energy glass; prepared for panel mounting
Door frame	Filigree frame made of black anodized, brushed aluminium
door handle	yes (panel-mountable)
Door lock	No
Door hinge	Right
Door hinge convertible as option (right to left)	Yes
Product dimensions Without door handle (H/W/D)	820 x 597 x 592 mm
Packaging dimensions (H/W/D)	880 x 635 x 640 mm

Interior	
Temperature zones	2
Lighting	All around illumination white, blue, amber (adjustable)
Lighting on/off switch	Yes
Number of shelves total	4
Number of slanted shelves (for the perfect wine presentation)	0 (optional available)
Shelf Material	Raw natural sapele (Mahogany) wooden display shelves with attractive grip bars
Telescopic shelves on extendable steel ball bearings	Full extension shelves (80%)
Inside casing	Black PUR

Scope of functions	
Optimal usage	Storing and aging of wine
user interface	Celsius / Fahrenheit Switch
Active carbon filters (ensuring optimal air quality)	Yes
Compressor	Embraco Fullmotion (speed-controlled)
Coolant	R600a (environment friendly)
Vibrationfree implementation	Yes
Cooling system	Combined fan and convection cooling
Defrost function	Automatic
Temperatur Memory Function (Power failure)	Yes
Condensation water container	Ye
Heating	Powerful winter heating function
Acoustic temperature alarm	Yes
Tilt protection	Yes
Feet adjustable to compensate uneven floors	Yes

Performance data	
Bottle capacity (Bordeaux size, all extracts used)	40
Space for oversized bottles (Magnum, 3 litres)	Yes
Humidity	Recommendation 50 - 70%
Actively managed humidity (adjustment range 60-80%)	No
Climate classification	SN-T
Volume	119 l
Noise leve	38 dB(A) sound-absorbing recommendation
Temperature range lower zone	5 °C - 20 °C
Temperature range upper zone	5 °C - 20 °C
General Information	
Cooler shape	Kitchen-built-under
Maintenance contract (warranty extension)	Recommended
Transport weight	50 kg
Net weight	48 kg
Power consumption per day	0.347 kWh (ca.)
Voltage	220 V / 50 Hz
Cable length	2 m






SWISSCAVE AG WUB-60DF


A
B
C
D
E
F
G

G

127 kWh/annum



39



38dB

ABCD

9/20/2016