



SWISSCAVE  
KITCHEN

# DATA SHEET SWISSCAVE WIB-45F

## Technical Data

### Exterior

Casing	Black coated steel
Door glazing	Fully glazed UV-resistant, gas-filled, with low energy panes equipped glass door (double glazed)
Door frame	Filigree edging made of black anodised, brushed aluminium
Door handle	Yes
Door lock	Yes
Door hinge	Right
Door hinge convertible as option (right to left)	Yes
Product dimensions without door handle (H/W/D)	447 x 595 x 558 mm
Packaging dimensions (H/W/D)	525 x 655 x 640 mm

### Interior

Temperature zones	1
Lighting	All around illumination white, blue, amber (adjustable)
Lighting on/off switch	Yes
Number of shelves total	3
Number of display shelves	0 (optional available)
Shelf material	Raw natural sapele (Mahogany) wooden display shelves with attractive grip bars
Telescopic shelves on extendable steel ball bearings	Full extension shelves (80%)
Inside casing	Black PUR

### Scope of functions


Optimal usage	Storage and aging of wine
User interface	2 digital displays (set and actual temp.)
Active carbon filters (ensuring optimal air quality)	Yes
Compressor	JP-STD
Coolant	R600a (environment friendly)
Vibrationfree implementation	Yes
Cooling system	Combined fan and convection cooling
Defrost function	Automatic
Temperatur Memory Function (Power failure)	Yes
Condensation water container	Yes
Heating	Powerful winter heating function (*In heating mode, temperature and humidity values may vary from the set value)
Acoustic temperature alarm	Yes
Acoustic door alarm	Yes
Feet adjustable to compensate uneven floors	Yes


### Performance data

Bottle capacity	24
Space for oversized bottles (Magnum, 3lt.)	Yes (if one shelf is removed)
Humidity	Recommendation 50-70%
Actively managed humidity (adjustment range 60-80%)	No
Climate classification	SN-T
Volume	51 l
Noise level	39 dB(A) sound-absorbing recommendation
Temperature range lower zone	5 °C - 20 °C

### General Information

Cooler shape	In-built device
Maintenance contract (warranty extension)	Recommended
Transport weight	36 kg
Net weight	31 kg
Power consumption per day	0.323 kWh (ca.)
Voltage	220 V / 50 Hz
Cable length	2 m






SWISSCAVE AG WIB-45F


A	▶
B	▶
C	▶
D	▶
E	▶
F	▶
G	▶

G

118 kWh/annum



24



39dB

ABCD

2019/2018