



SWISSCAVE
KITCHEN

DATA SHEET SWISSCAVE WIB-88DFT

Technical Data

Exterior	
Casing	Black coated steel
Door glazing	Fully glazed UV-resistant, gas-filled, with low energy panes equipped glass door (double glazed)
Door frame	Filigree edging made of black anodised, brushed aluminium
Door handle	No (touch to open sensor)
Door lock	No
Door hinge	Right
Door hinge convertible as option (right to left)	Yes
Product dimensions without door handle (H/W/D)	877 x 595 x 558 mm
Packaging dimensions (H/W/D)	975 x 655 x 640 mm


Interior	
Temperature zones	2
Lighting	All around illumination white, blue, amber (adjustable)
Lighting on/off switch	Yes
Number of shelves total	5
Number of display shelves	0 (optional available)
Shelf material	Raw natural sapele (Mahogany) wooden display shelves with attractive grip bars
Telescopic shelves on extendable steel ball bearings	Full extension shelves (80%)
Inside casing	Black PUR

Scope of functions	
Optimal usage	Storing and aging of wine
User interface	2 digital displays (set and actual temp.)
Active carbon filters (ensuring optimal air quality)	Yes
Compressor	Embraco inverter compressor
Coolant	R600a (environment friendly)
Vibrationfree implementation	Yes
Cooling system	Combined fan and convection cooling
Defrost function	Automatic
Temperatur Memory Function (Power failure)	Yes
Condensation water container	Yes
Heating	Powerful winter heating function (*In heating mode, temperature and humidity values may vary from the set value)
Acoustic temperature alarm	Yes
Acoustic door alarm	Yes
Feet adjustable to compensate uneven floors	Yes

Performance data	
Bottle capacity	40
Space for oversized bottles (Magnum, 3lt.)	Yes, on bottom level
Humidity	Recommendation 50-70%
Actively managed humidity (adjustment range 60-80%)	Nein
Climate classification	SN-T
Volume	100 l
Noise level	40 dB(A) sound-absorbing recommendation
Temperature range lower zone	5 °C - 20 °C
Temperature range upper zone	5 °C - 20 °C
Temperature delta between zones	2 °C

General Information	
Cooler shape	Kitchen-built-in
Maintenance contract (warranty extension)	Recommended
Transport weight	60 kg
Net weight	51 kg
Power consumption per day	0.345 kWh (ca.)
Voltage	220 V / 50 Hz
Cable length	2 m





SWISSCAVE AG WIB-88DF

A

B

C

D


E

F


G

G

126 kWh/annum



42



40dB

ABCD

2019/2018