




SWISSCAVE
KITCHEN


DATA SHEET SWISSCAVE WIB-178DF

Technical Data


Exterior	
Casing	Black coated steel
Door glazing	Fully glazed UV-resistant, gas-filled, with low energy panes equipped glass door (double glazed)
Door frame	Filigree edging made of black anodised, brushed aluminium
Door handle	Yes
Door lock	Yes
Door hinge	Right
Door hinge convertible as option (right to left)	Yes
Product dimensions without door handle (H/W/D)	1816 x 595 x 571 mm
Packaging dimensions (H/W/D)	1920 x 655 x 870 mm
Interior	
Temperature zones	2
Lighting	All around illumination white, blue, amber (adjustable)
Lighting on/off switch	Yes
Number of shelves total	14
Number of display shelves	0 (optional available)
Shelf material	Raw natural sapele (Mahogany) wooden display shelves with attractive grip bars
Telescopic shelves on extendable steel ball bearings	Full extension shelves (80%)
Inside casing	Black PUR
Scope of functions	
Optimal usage	Storing and aging of wine
User interface	2 digital displays (set and actual temp.)
Active carbon filters (ensuring optimal air quality)	Yes
Compressor	Embraco inverter compressor
Coolant	R600a (environment friendly)
Vibrationfree implementation	Yes
Cooling system	Combined fan and convection cooling
Defrost function	Automatic
Temperatur Memory Function (Power failure)	Yes
Condensation water container	Yes
Heating	Powerful winter heating function (*In heating mode, temperature and humidity values may vary from the set value)
Acoustic temperature alarm	Yes
Acoustic door alarm	Yes
Feet adjustable to compensate uneven floors	Yes

Performance data	
Bottle capacity	94
Space for oversized bottles (Magnum, 3lt.)	Yes, on bottom level
Humidity	Recommendation 50-70%
Actively managed humidity (adjustment range 60-80%)	Nein
Climate classification	SN-T
Volume	246 l
Noise level	41 dB(A) sound-absorbing recommendation
Temperature range lower zone	5 °C - 20 °C
Temperature range upper zone	5 °C - 20 °C
Temperature delta between zones	2 °C
General Information	
Cooler shape	Kitchen-built-in
Maintenance contract (warranty extension)	Recommended
Transport weight	102 kg
Net weight	86 kg
Power consumption per day	0.441 kWh (ca.)
Voltage	220 V / 50 Hz
Cable length	2 m







SWISSCAVE AG WIB-178DF



161 kWh/annum



101



41dB
ABCD

2018/2018